



MAKE AN **EXCHANGE**
FOR THE **BETTER**


Make an Exchange for the Better



❖ **MONEYCORP** - WHO ARE WE ?

❖ **SAVE MONEY** ON YOUR
INTERNATIONAL PAYMENTS

❖ WHAT IS YOUR **TRADING PLAN** ?



MONEYCORP – WHO ARE WE ?



FINTECH with a HUMAN TOUCH



Top Payment and
Exchange company



HQ UK, owned by
Bridgepoint



UK regulated,
registered by NBR



2016 Trx Value
over 177 countries



Spot (same day)
Forward, Options



e-wallet 35 currencies
+85 over the phone



Probably the best
price in the market

SAVE ON YOUR INTERNATIONAL PAYMENTS



- ❖ Cost of international payments
- ❖ The FX market and the true exchange rate
- ❖ Why **moneycorp** can offer a better rate

COSTS OF INTERNATIONAL PAYMENTS

FEES

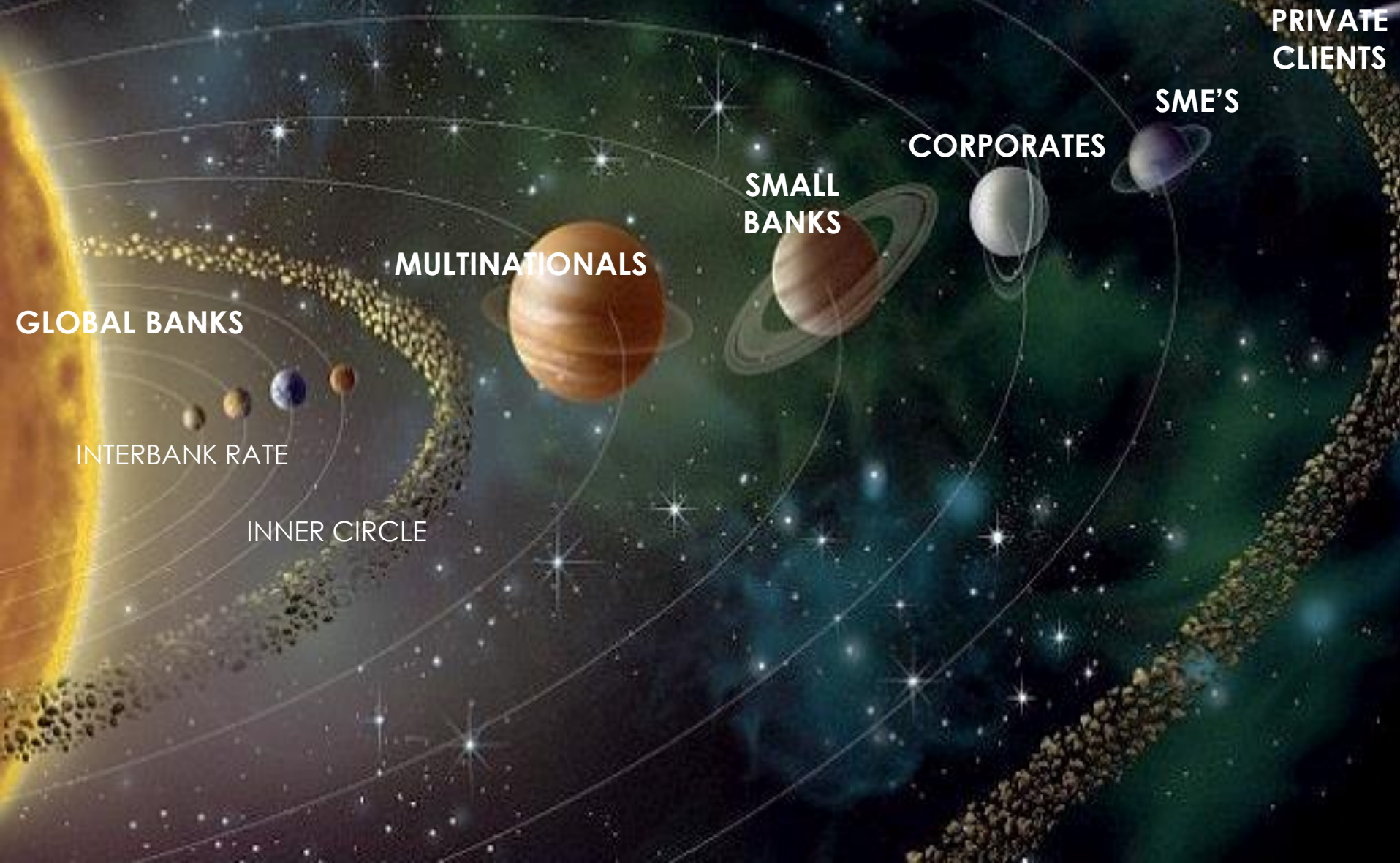
The charges you see

EXCHANGE RATE

The charges you don't see



THE **FX MARKET** AND THE **TRUE EXCHANGE RATE**



THE FX MARKET

AND THE TRUE EXCHANGE RATE

FX MARKET: 5.100.000.000.000 \$PER DAY!

96% TRADING

FX ANNUAL REVENUES: 1.700.000.000.000 \$

B2B: 170.000.000.000 \$ (margin 0.3%)

C2C: 45.000.000.000 \$ (> 2%)

PAYMENT FEES:

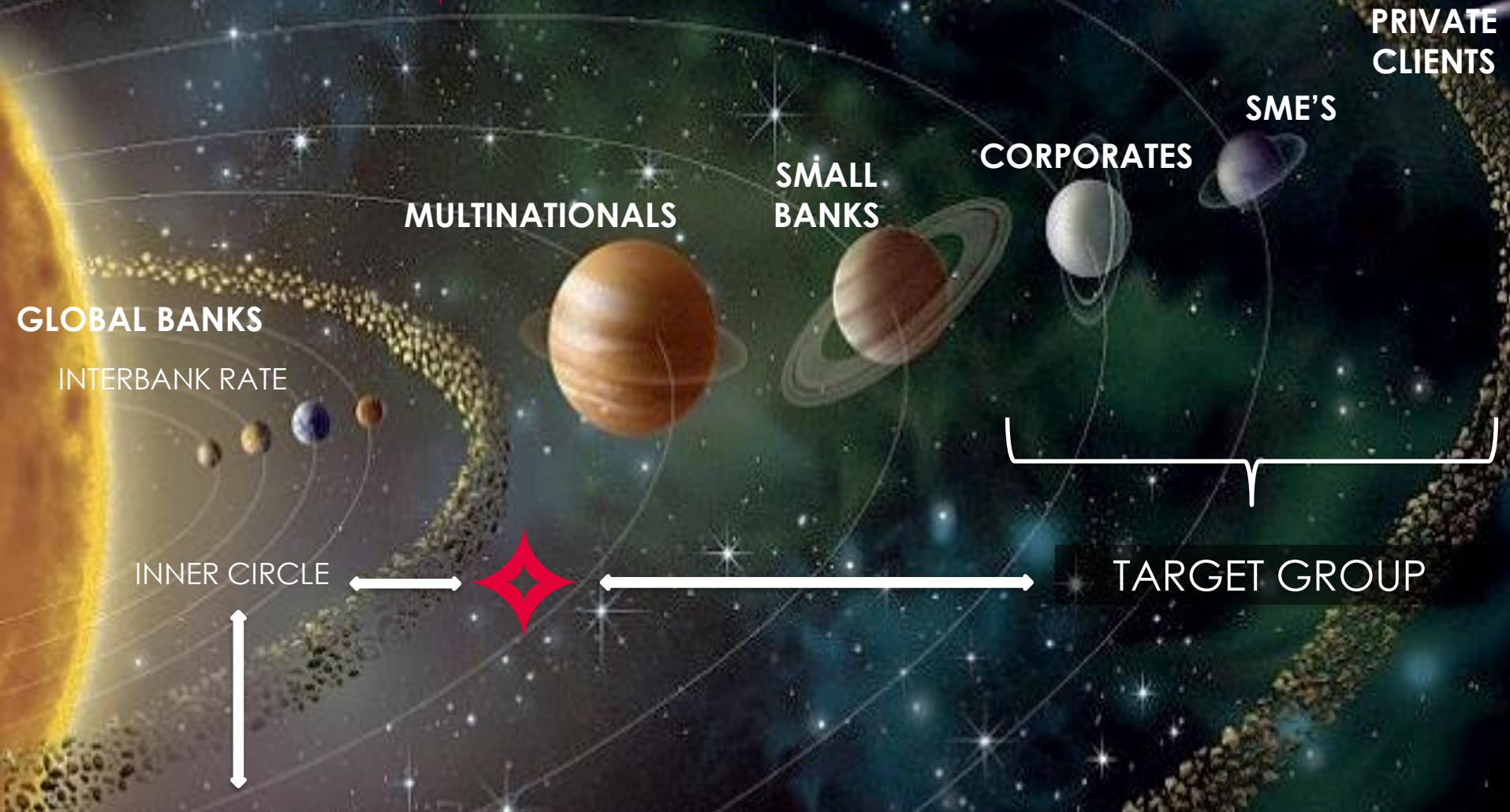
B2B: 160.000.000.000 \$ (avg/trx 25\$)

C2C: 140.000.000.000 \$ (avg/trx 40\$)



THE **FX MARKET** AND THE **TRUE EXCHANGE RATE**

WHY  CAN OFFER A BETTER RATE?



WHAT IS YOUR **TRADING PLAN** ?



“ IF YOU FAIL TO PLAN, YOU PLAN TO FAIL “

- ❖ Build a clear strategy and goals
- ❖ Assess your risk appetite
- ❖ Manage / review your business relationships and FOREX policy
- ❖ Measure

Examples of Volatility € / \$



- ❖ January 2016 – June 2017
- ❖ High 1.1569; low 1.0364
- ❖ 12% movement
- ❖ When buying \$ with €500k this translated to a difference \$60k between the period high and low

EURUSD EXCHANGE RATE



SOURCE: TRADINGECONOMICS.COM | OTC INTERBANK

Examples of Volatility \$ / CNY



- ❖ January 2016 – June 2017
- ❖ High 6.9592; low 6.4873
- ❖ 7% movement
- ❖ When buying CNY with \$500k this translated to a difference CNY 235k between the period high and low

CHINESE YUAN



SOURCE: TRADINGECONOMICS.COM | OTC INTERBANK

Examples of Volatility \$ / RON









- ❖ June 2007 – June 2017
- ❖ High 2.3; low 4.3
- ❖ +85% movement over the last 10 years



SOURCE: TRADINGECONOMICS.COM | OTC INTERBANK

Different Ways To Buy Currency



| Online  | | | |
|--|--|---|--|
| Spot | Forward | Market orders | Options |
| Immediate delivery | Lock in to favourable rates longer term | Target a rate and minimise risk | Fixed rate with potential upside |
|  |  |  |  |
| Over the phone  | | | |

Forward Contracts



- ❖ Fix a rate up to two years ahead
- ❖ Fully flexible to use (drawdown) when wanted
- ❖ Complete protection from volatility
- ❖ Purchase obligatory
- ❖ Credit implication



SOURCE: TRADINGECONOMICS.COM | OTC INTERBANK

A Special Offer to energynomics.ro members

Key Offering

- ❖ **Competitive** exchange rates
- ❖ Your **dedicated** account manager
- ❖ **Simple** account opening, instant access to buy and sell +35 currencies online and 85 by phone
- ❖ **Free** onboarding, no monthly fees

Exclusive Member Package

- ❖ **Free** foreign exchange **health check** on your company
- ❖ **Zero payment fees** for 24 months
- ❖ **Private accounts** for your teams

Get in touch today



+40 722 222 184



johan.gabriels@moneycorp.com